






# Joe's Money Magic Trick

- 1 Borrow someone's dollar bill, and place it inside a #10 envelope.
- 2 Close the envelope. With scissors, cut the envelope halfway through.
- 3 Open the envelope, and take out the **MAGICALLY UNCUT DOLLAR BILL!**
- 4 Return the dollar bill to its owner. Rip the envelope in half. Take a bow.



THIS TRICK WILL ASTOUND AND AMAZE YOUR FRIENDS AND FAMILY.



## HOW IT'S DONE

The secret is in the envelope. On the non-flap side of the envelope, cut out a rectangular slot at the bottom. Make sure you can't see the slot when the envelope is turned over and the flap is open.

When you cut the envelope, slip one end of the scissors in the slot but under the dollar bill. Be sure to rip up the envelope at the end to destroy the secret slot.

