


Clara's Whirlybird



INSTRUCTIONS:





1. Color and cut out the Whirlybird square.
2. Fold opposite corners to make a triangle. Open it & fold it into a triangle the other way.
3. Open it & turn it face down. Fold each corner into the center.
4. Turn it over & fold each corner into the center again.
5. Fold it in half. Open it & fold it in half the other way.
6. Slide your thumbs and index fingers under the four flaps. Bring your fingers together to make a point. You did it!



TO PLAY:

1. With the Whirlybird closed, choose one of the Money Mammals. Open & close the Whirlybird for each letter in their name.
2. Choose one of the numbers. Open & close the Whirlybird that number of times.
3. Open the flap to see your advice!



 <p>Piggs</p>	<p>8</p>	<p>7</p>	 <p>Piggs</p>
<p>7</p>	<p>Clara is saving for a new hat. What are you saving for?</p>		<p>Sing The Money Mammals theme song like Piggs.</p>
<p>6</p>	<p>you are a Super Saver! Put a coin in your Save Jar.</p>	<p>You will strike it rich! Play the drums like Marmoset.</p>	<p>2</p>
 <p>Joe</p>	<p>5</p>	<p>Play air guitar like Joe the Monkey.</p>	 <p>Marmoset</p>
		<p>4</p>	<p>Spend Smart! Buy something you really need.</p>